

CS 458 / 658
Computer Security and Privacy

Module 2
Program Security

Fall 2023

Secure programs

- Why is it so hard to write secure programs?
- A simple answer:
 - Axiom (Murphy):
Programs have bugs
 - Corollary:
Security-relevant programs have security bugs

Module outline

- ① Flaws, faults, and failures
- ② Unintentional security flaws
- ③ Malicious code: Malware
- ④ Other malicious code
- ⑤ Nonmalicious flaws
- ⑥ Controls against security flaws in programs

Module outline

- 1 Flaws, faults, and failures
- 2 Unintentional security flaws
- 3 Malicious code: Malware
- 4 Other malicious code
- 5 Nonmalicious flaws
- 6 Controls against security flaws in programs

Flaws, faults, and failures

- A **flaw** is a problem with a program
- A **security flaw** is a problem that affects security in some way
 - Confidentiality, integrity, availability
- Flaws come in two types: **faults** and **failures**
- A fault is a mistake “behind the scenes”
 - An error in the code, data, specification, process, etc.
 - A fault is a **potential problem**

Flaws, faults, and failures

- A failure is when something actually goes wrong
 - You log in to the library's web site, and it shows you someone else's account
 - "Goes wrong" means a deviation from the desired behaviour, not necessarily from the specified behaviour!
 - The specification itself may be wrong
- A fault is the programmer/specifier/inside view
- A failure is the user/outside view

Finding and fixing faults

- How do you find a fault?
 - If a user experiences a failure, you can try to work backwards to uncover the underlying fault
 - What about faults that haven't (yet) led to failures?
 - Intentionally try to **cause** failures, then proceed as above
 - Remember to think like an attacker!
- Once you find some faults, fix them
 - Usually by making small edits (**patches**) to the program
 - This is called “penetrate and patch”
 - Microsoft's “Patch Tuesday” is a well-known example

Finding and fixing faults

- How do you find a fault?
 - If a user experiences a failure, you can try to work backwards to uncover the underlying fault
 - What about faults that haven't (yet) led to failures?
 - Intentionally try to **cause** failures, then proceed as above
 - Remember to think like an attacker!
- Once you find some faults, fix them
 - Usually by making small edits (**patches**) to the program
 - This is called “penetrate and patch”
 - Microsoft's “Patch Tuesday” is a well-known example

Problems with patching

- Patching sometimes makes things **worse!**
- Why?

Problems with patching

- Patching sometimes makes things **worse!**
- Why?
 - Pressure to patch a fault is often high, causing a narrow focus on the observed failure, instead of a broad look at what may be a more serious underlying problem
 - The fault may have caused other, unnoticed failures, and a partial fix may cause inconsistencies or other problems
 - The patch for this fault may introduce new faults, here or elsewhere!
- Alternatives to patching?

Unexpected behaviour

- When a program's behaviour is specified, the spec usually lists the things the program must do
 - The `ls` command must list the names of the files in the directory whose name is given on the command line, if the user has permissions to read that directory
- Most implementors wouldn't care if it did additional things as well
 - Sorting the list of filenames alphabetically before outputting them is fine

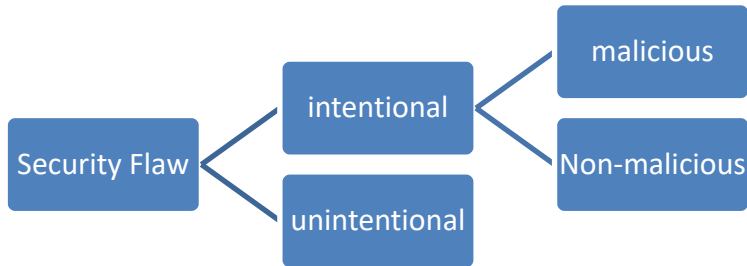
Unexpected behaviour

- But from a security / privacy point of view, extra behaviours could be bad!
 - After displaying the filenames, post the list to a public web site
 - After displaying the filenames, delete the files
- When implementing a security or privacy relevant program, you should consider “and nothing else” to be implicitly added to the spec
 - “should do” vs. “shouldn’t do”
 - How would you test for “shouldn’t do”?

Types of security flaws

- One way to divide up security flaws is by genesis (where they came from)
- Some flaws are **intentional/inherent**
 - **Malicious** flaws are intentionally inserted to attack systems, either in general, or certain systems in particular
 - If it's meant to attack some particular system, we call it a targeted malicious flaw
 - **Nonmalicious** (but intentional or inherent) flaws are often features that are meant to be in the system, and are correctly implemented, but nonetheless can cause a failure when used by an attacker
- Most security flaws are caused by **unintentional** program errors

Types of security flaws



Module outline

- 1 Flaws, faults, and failures
- 2 Unintentional security flaws
- 3 Malicious code: Malware
- 4 Other malicious code
- 5 Nonmalicious flaws
- 6 Controls against security flaws in programs


The Heartbleed Bug in OpenSSL

(April 2014)

- The **TLS Heartbeat mechanism** is designed to keep SSL/TLS connections alive even when no data is being transmitted.
- Heartbeat messages sent by one peer contain random data and a payload length.
- The other peer is suppose to respond with a mirror of exactly the same data.

http://imgs.xkcd.com/comics/heartbleed_explainer

HOW THE HEARTBLEED BUG WORKS:



The Heartbleed Bug in OpenSSL

(April 2014)

- There was a **missing bounds check** in the code.
- An attacker can request that a TLS server hand over a relatively large slice (up to 64KB) of its private memory space.
- This is the same memory space where OpenSSL also stores the server's private key material as well as TLS session keys.

Apple's SSL/TLS Bug (February 2014)

- The bug occurs in code that is used to check the validity of the server's signature on a key used in an SSL/TLS connection.
- This bug existed in certain versions of OSX 10.9 and iOS 6.1 and 7.0.
- An active attacker (a “man-in-the-middle”) could potentially exploit this flaw to get a user to accept a counterfeit key that was chosen by the attacker.

The Buggy Code

```
static OSStatus
SSLVerifySignedServerKeyExchange(SSLContext *ctx, bool isRsa, SSLBuffer signedParams,
                                uint8_t *signature, UInt16 signatureLen)
{
    OSStatus      err;
    ...

    if ((err = SSLHashSHA1.update(&hashCtx, &serverRandom)) != 0)
        goto fail;
    if ((err = SSLHashSHA1.update(&hashCtx, &signedParams)) != 0)
        goto fail;
    if ((err = SSLHashSHA1.final(&hashCtx, &hashOut)) != 0)
        goto fail;
    ...

fail:
    SSLFreeBuffer(&signedHashes);
    SSLFreeBuffer(&hashCtx);
    return err;
}
```

What's the Problem?

- There are two consecutive `goto fail` statements.
- The second `goto fail` statement is always executed if the first two checks succeed.
- In this case, the third check is bypassed and `0` is returned as the value of `err`.

Types of unintentional flaws

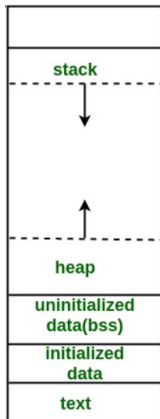
- Buffer overflows
- Integer overflows
- Incomplete mediation
- Format string vulnerabilities
- TOCTTOU errors

What does the memory layout of a process look like?

- Program code (Text)
- Global data (BSS and data segments)
- Dynamically allocated data (Heap)
- Function call data (Stack)

What happens in stack during a function call?

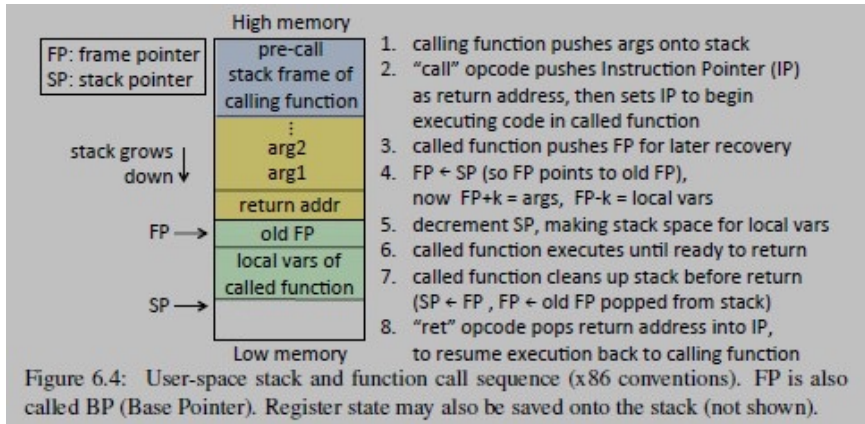
What does the memory layout of a process look like?



```
int admin_id = 1000;
int main()
{
    int user_id;
    static int default_id;

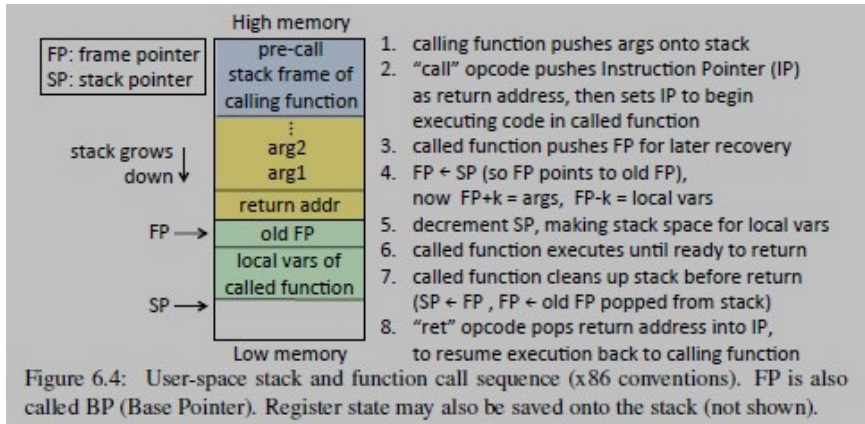
    int *pin = (int*) malloc(2*sizeof(int));
    pin[0] = 1;
    pin[1] = 1;
    pin[2] = 1;
    pin[3] = 1;
    ....
}
```

Function Calls



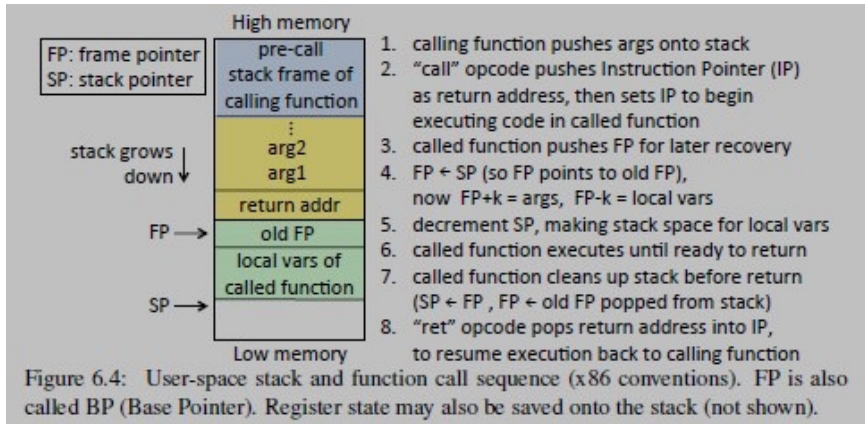
(Source: van Oorschot textbook, Chapter 6, <https://people.scs.carleton.ca/~paulv/toolsjewels.html>)

Function Calls



(Source: van Oorschot textbook, Chapter 6, <https://people.scs.carleton.ca/~paulv/toolsjewels.html>)

Function Calls




(Source: van Oorschot textbook, Chapter 6, <https://people.scs.carleton.ca/~paulv/toolsjewels.html>)

Buffer overflows

```
int check_signature(char *str, int j)
{
    int i = 0;
    char user_signature[24];
    strcpy(user_signature, str);
}
```

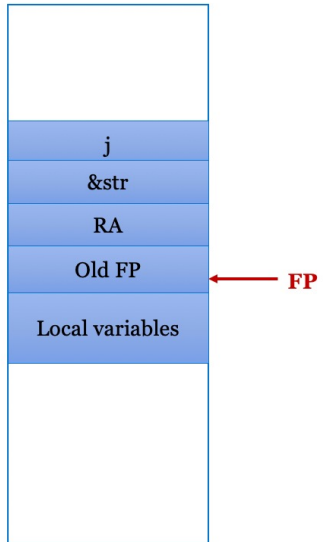
Check_
Signature
frame



Buffer overflows

```
int check_signature(char *str, int j)
{
    int i = 0;
    char user_signature[24];
    strcpy(user_signature, str);
}
```

Check_
Signature
frame

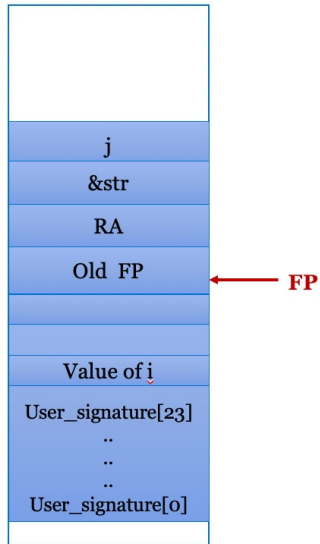


Buffer overflows

```
int check_signature(char *str, int j)
{
    int i = 0;
    char user_signature[24];
    strcpy(user_signature, str);
}
```

```
0x080484cb <+6>:    movl    $0x0, -0xc(%ebp)
```

Check_
Signature
frame



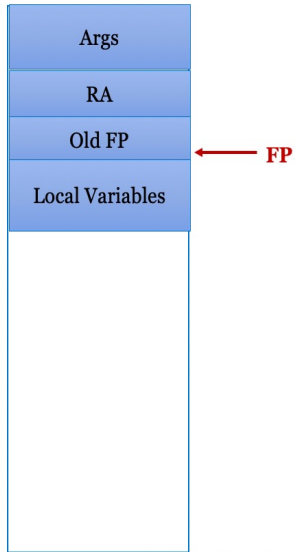
Buffer overflows

```
int check_signature(char *str)
{
    int i = 0;
    char user_signature[24];
    strcpy(user_signature, str);

    if(isValid(user_signature))
        i = 1;
    return i;
}

int main()
{
    char user_signature[240];
    // read user signature
    FILE *signature_file;
    signature_file = fopen("signature", "r");
    fread(user_signature, sizeof(char), 240, signature_file);
    // check if user_signature is equal to the system_signature
    int i = check_signature(user_signature);
}
```

main
frame



Buffer overflows

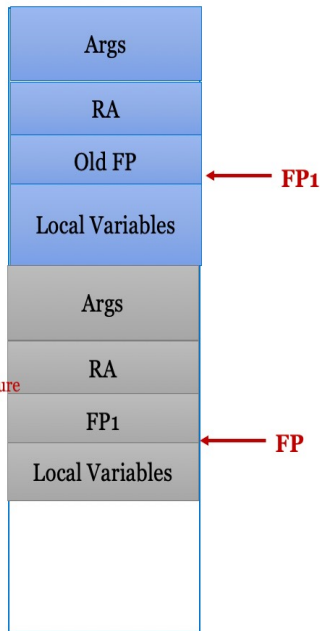
```
int check_signature(char *str)
{
    int i = 0;
    char user_signature[24];
    strcpy(user_signature, str);

    if(isValid(user_signature))
        i = 1;
    return i;
}

int main()
{
    char user_signature[240];
    // read user signature
    FILE *signature_file;
    signature_file = fopen("signature", "r");
    fread(user_signature, sizeof(char), 240, signature_file);
    // check if user signature is equal to the system_signature
    int i = check_signature(user_signature);
}
```

main
frame

check_signature
frame

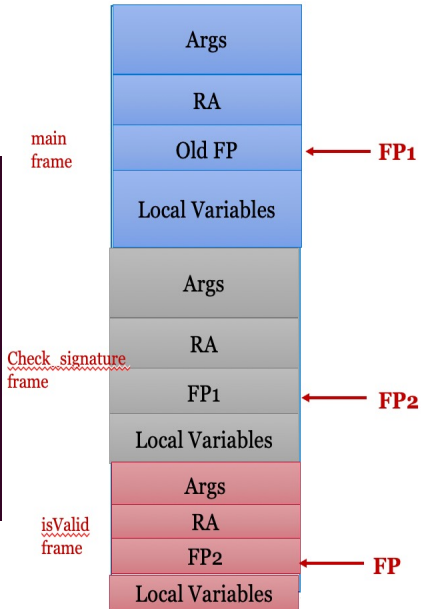


Buffer overflows

```
int check_signature(char *str)
{
    int i = 0;
    char user_signature[24];
    strcpy(user_signature, str);

    if(IsValid(user_signature))
        i = i;
    return i;
}

int main()
{
    char user_signature[240];
    // read user signature
    FILE *signature_file;
    signature_file = fopen("signature", "r");
    fread(user_signature, sizeof(char), 240, signature_file);
    // check if user_signature is equal to the system_signature
    int i = check_signature(user_signature);
}
```



Buffer overflows

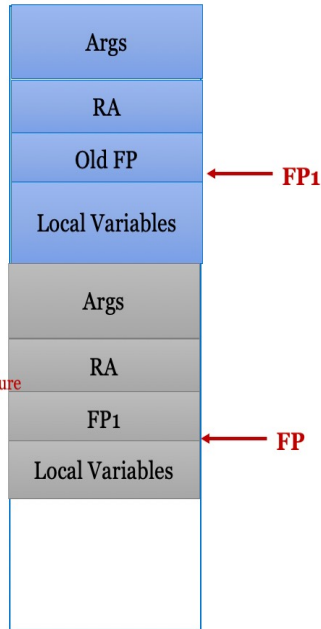
```
int check_signature(char *str)
{
    int i = 0;
    char user_signature[24];
    strcpy(user_signature, str);

    if(isValid(user_signature))
        i = i;
    return i;
}

int main()
{
    char user_signature[240];
    // read user signature
    FILE *signature_file;
    signature_file = fopen("signature", "r");
    fread(user_signature, sizeof(char), 240, signature_file);
    // check if user_signature is equal to the system_signature
    int i = check_signature(user_signature);
}
```

main
frame

check_signature
frame



Buffer overflows

- The single most commonly exploited type of security flaw
- Simple example:

```
#define LINELEN 1024
```

```
char buffer[LINELEN];
```

```
gets(buffer);
```

or

```
strcpy(buffer, argv[1]);
```

What happens when $\text{strlen}(\text{buffer}) < \text{strlen}(\text{argv}[1])$?

What's the problem?

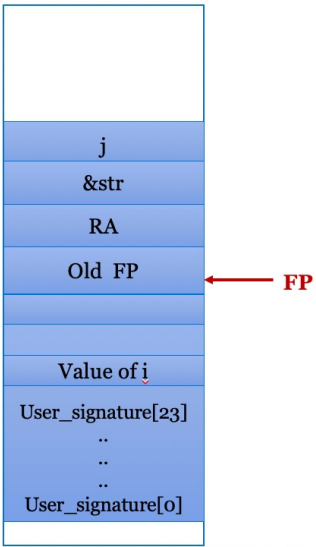
- The `gets` and `strcpy` functions don't check that the string they're copying into the buffer **will fit in the buffer!**
- So?
- Some languages would give you some kind of exception here, and crash the program
 - Is this an OK solution?
- Not C (the most commonly used language for systems programming). C doesn't even notice something bad happened, and continues on its merry way

Buffer overflows

```
int check_signature(char *str, int j)
{
    int i = 0;
    char user_signature[24];
    strcpy(user_signature, str);
}
```

Str =
“randomStringLongerthan24bytes
.....”;

Check_
Signature
frame



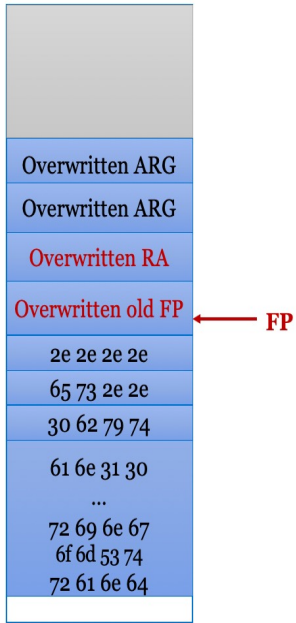
Buffer overflows

```
int check_signature(char *str, int j)
{
    int i = 0;
    char user_signature[24];
    strcpy(user_signature, str);
}
```

Str =
“randomStringLongerthan24bytes
.....”;

Main
frame

Check_
Signature
frame



Buffer overflows

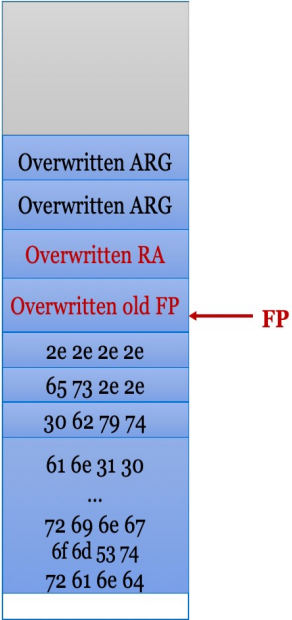
```
int check_signature(char *str, int j)
{
    int i = 0;
    char user_signature[24];
    strcpy(user_signature, str);
}
```

Str =
“randomStringLongerthan24bytes
.....”;

- Segmentation faults or illegal instruction errors

Main
frame

Check_
Signature
frame



Buffer overflows

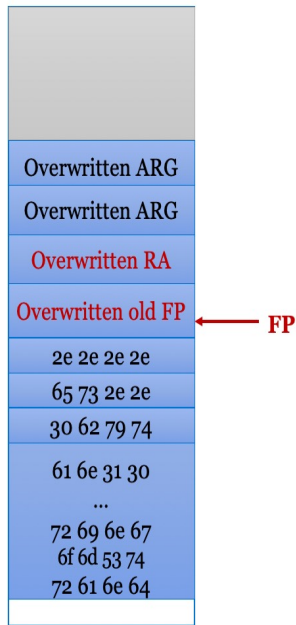
```
int check_signature(char *str, int j)
{
    int i = 0;
    char user_signature[24];
    strcpy(user_signature, str);
```

Str =
“randomStringLongerthan24bytes
.....”;

- Crash reasons:
1. Overwritten RA is an Invalid address
 2. Unmapped virtual address
 3. Address does not point to an instruction
 4. Address content is off limit

Main
frame

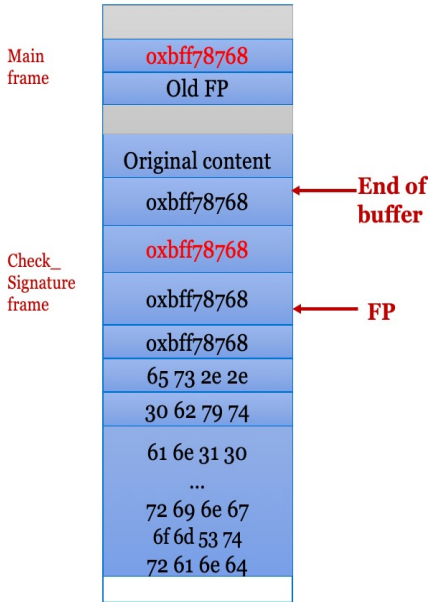
Check_
Signature
frame



Buffer overflows

```
int check_signature(char *str, int j)
{
    int i = 0;
    char user_signature[24];
    strcpy(user_signature, str);
}
```

- *What if there is no crash?*



Buffer overflows

```
int check_signature(char *str, int j)
{
    int i = 0;
    char user_signature[24];
    strcpy(user_signature, str);
}
```

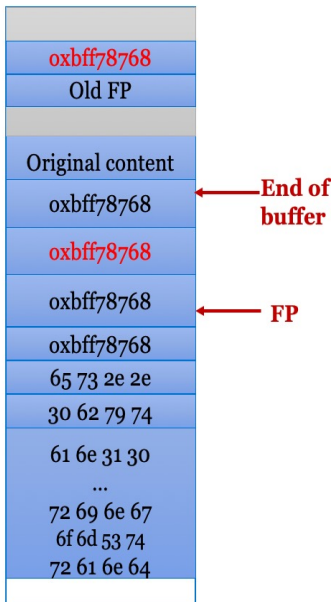
- *What if there is no crash?*

Str =

“randomStringLonger\xbf\x7\x87\x68\xbf\x7\x87\x68\xbf\x7\x87\x68\xbf\x7\x87\x68\xbf\x7\x87\x68\xbf\x7\x87\x68\xbf\x7\x87\x68\xbf\x7\x87\x68”;

Main
frame

Check_
Signature
frame



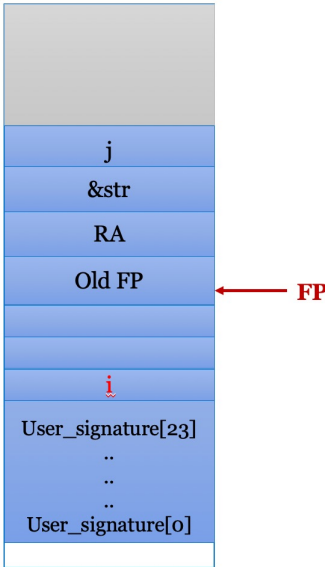
Buffer overflows

```
int check_signature(char *str, int j)
{
    int i = 0;
    char user_signature[24];
    strcpy(user_signature, str);
    if(isValid(user_signature))
        i = 1;
    return i;
}
```

Main
frame

Check_
Signature
frame

Str = “?”



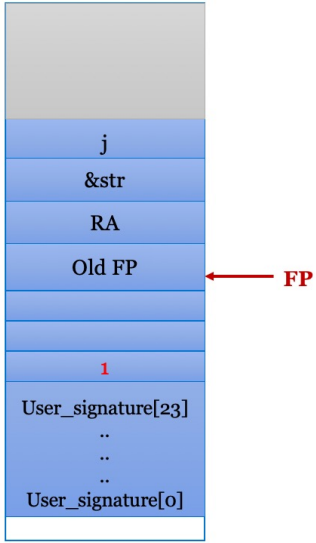
Buffer overflows

```
int check_signature(char *str, int j)
{
    int i = 0;
    char user_signature[24];
    strcpy(user_signature, str);
    if(isValid(user_signature))
        i = 1;
    return i;
}
```

Str = "aaaaaaaaaaaaaaaaaaaaaaaaa\x01"

Main frame

Check_Signature frame



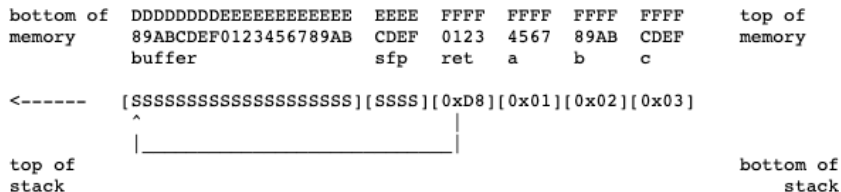
Smashing The Stack For Fun And Profit

- This is a classic (read: somewhat dated) exposition of how buffer overflow attacks work.
- Upshot: if the attacker can write data past the end of an array on the stack, she can usually **overwrite things like the saved return address**. When the function returns, it will jump to any address of her choosing.
- Targets: programs on a local machine that run with setuid (superuser) privileges, or network daemons on a remote machine

Smashing The Stack For Fun And Profit

- This is a classic (read: somewhat dated) exposition of how buffer overflow attacks work.
- Upshot: if the attacker can write data past the end of an array on the stack, she can usually **overwrite things like the saved return address**. When the function returns, it will jump to any address of her choosing.
- Targets: programs on a local machine that run with setuid (superuser) privileges, or network daemons on a remote machine

Smashing the Stack



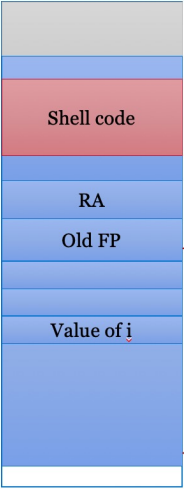
(Source: Aleph One's paper, mandatory reading for this lecture)

Buffer overflows

```
int check_signature(char *str, int j)
{
    int i = 0;
    char user_signature[24];
    strcpy(user_signature, str);
    if(isValid(user_signature))
        i = 1;
    return i;
}
```

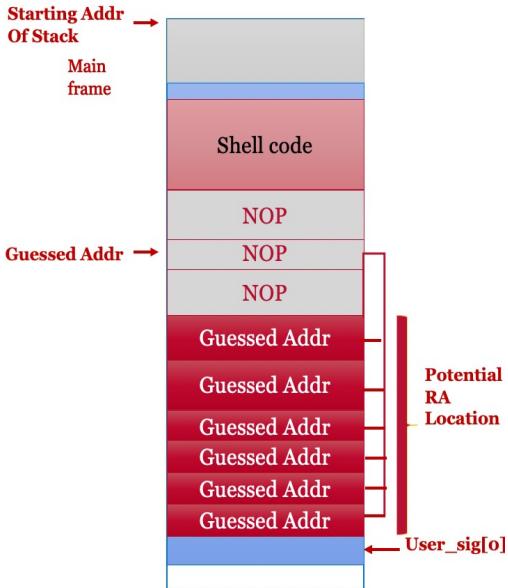
Main
frame

Check_
Signature
frame



Buffer overflows

```
int check_signature(char *str, int j)
{
    int i = 0;
    char user_signature[24];
    strcpy(user_signature, str);
    if(isValid(user_signature))
        i = 1;
    return i;
}
```



Announcements

- A1 will be up Friday
- Quiz 1 is due Friday at 3:00pm

Kinds of buffer overflows

- In addition to the classic attack which overflows a buffer on the stack to jump to shellcode, there are many variants:
 - Attacks which work when a **single byte** can be written past the end of the buffer (often caused by a common off-by-one error)
 - Overflows of buffers on the heap instead of the stack
 - Jump to other parts of the program, or parts of standard libraries, instead of shellcode

Causes of buffer overflow

- What are the root causes of buffer overflow:
 - Missing boundary check.
 - Ability to overwrite important memory regions.
 - Data is treated as code and executed.
 - Predictability of the addresses

Defences against buffer overflows

- Programmer: Use a language with bounds checking
- Compiler: Place padding between data and return address (“Canaries”)
 - Detect if the stack has been overwritten before the return from each function
- Memory: Non-executable stack
 - “W \oplus X”, DEP (memory page is either writable or executable, but never both)
- OS: Stack (and sometimes code,heap,libraries) at random virtual addresses for each process
 - Address Space Layout Randomization (ASLR)
 - All mainstream OSes do this now
- Hardware-assistance: pointer authentication, shadow stack, memory tagging

Integer overflows

- Machine integers can represent only a limited set of numbers, might not correspond to programmer's mental model
- Program assumes that integer is always positive, overflow will make (signed) integer wrap and become negative, which will violate assumption
 - Program casts large unsigned integer to signed integer
 - Result of a mathematical operation causes overflow
- Attacker can pass values to program that will trigger overflow

Incomplete mediation

- Inputs to programs are often specified by untrusted users
 - Web-based applications are a common example
 - “Untrusted” to do what?
- Users sometimes mistype data in web forms
 - Phone number: 51998884567
 - Email: iang#uwaterloo.ca
- The web application needs to ensure that what the user has entered constitutes a **meaningful** request
- This is called **mediation**

Incomplete mediation

- Incomplete mediation occurs when the application accepts incorrect data from the user
- Sometimes this is hard to avoid
 - Phone number: 519-886-4567
 - This is a reasonable entry, that happens to be wrong
- We focus on catching entries that are clearly wrong
 - Not well formed
 - DOB: 1980-04-31
 - Unreasonable values
 - DOB: 1876-10-12
 - Inconsistent with other entries



Why do we care?

- What's the security issue here?
- What happens if someone fills in:
 - DOB: 98764874236492483649247836489236492
 - Buffer overflow?
 - DOB: ' ; DROP DATABASE users; --
 - SQL injection?
- We need to make sure that any user-supplied input falls within well-specified values, known to be safe

Why do we care?

- What's the security issue here?
- What happens if someone fills in:
 - DOB: 98764874236492483649247836489236492
 - Buffer overflow?
 - DOB: ' ; DROP DATABASE users; --
 - SQL injection?
 - **SELECT name FROM users WHERE DOB = '%s'**
- We need to make sure that any user-supplied input falls within well-specified values, known to be safe

SQL injection



<http://xkcd.com/327/>

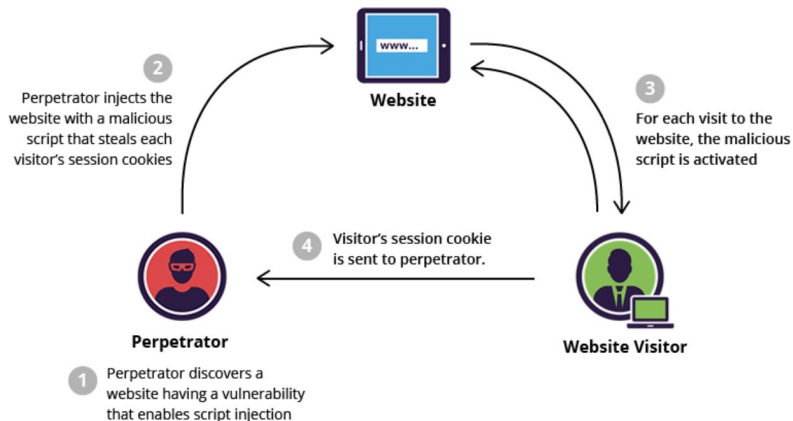
Cross-Site Scripting (XSS) Attacks

- Data enters a Web application through an untrusted source, most frequently a web request
- The data is included in dynamic content that is sent to a user
- User browser interprets the data as code

Stored XSS Attacks

- Stored attacks are those where the injected script is permanently stored on the target servers
- Database, log files, etc.
- Data is retrieved and passed to the user upon query

XSS Example



Client-side mediation

- You've probably visited web sites with forms that do **client-side** mediation
 - When you click "submit", Javascript code will first run validation checks on the data you entered
 - If you enter invalid data, a popup will prevent you from submitting it
- Related issue: client-side state
 - Many web sites rely on the client to keep state for them
 - They will put hidden fields in the form which are passed back to the server when the user submits the form

Client-side mediation

- Problem: what if the user
 - Turns off Javascript?
 - Edits the form before submitting it? (Tampermonkey)
 - Writes a script that interacts with the web server instead of using a web browser at all?
 - Connects to the server “manually”?
(telnet server.com 80)
- Note that the user can send arbitrary (unmediated) values to the server this way
- The user can also modify any client-side state

Example

- At a bookstore website, the user orders a copy of the course text. The server replies with a form asking the address to ship to. This form has hidden fields storing the user's order
 - ```
<input type="hidden" name="isbn" value="0-13-239077-9">
```

```
<input type="hidden" name="quantity" value="1">
```

```
<input type="hidden" name="unitprice" value="111.00">
```
- What happens if the user changes the “unitprice” value to “50.00” before submitting the form?

# Defences against incomplete mediation

- Client-side mediation is an OK method to use in order to have a friendlier user interface, but is useless for security purposes.
- You have to do **server-side mediation**, whether or not you also do client-side.
- For values entered by the user:
  - Always do very careful checks on the values of all fields
  - These values can potentially contain completely arbitrary 8-bit data (including accented chars, control chars, etc.) and be of any length
- For state stored by the client:
  - Make sure client has not modified the data in any way

# Format string vulnerabilities

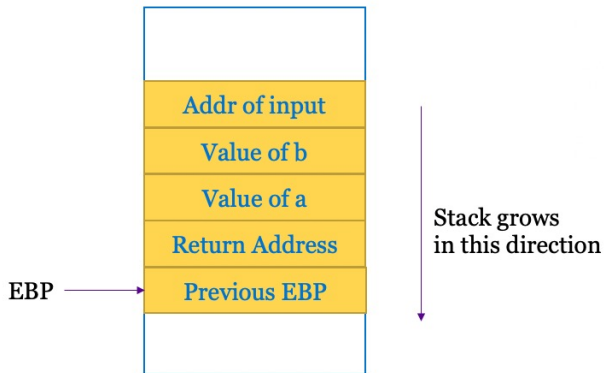
- Class of vulnerabilities discovered in 2000
- Unfiltered user input is used as format string in `printf()`, `fprintf()`, `sprintf()`,...
- `printf(buffer)` instead of `printf("%s", buffer)`
  - The first one will parse `buffer` for %'s and use whatever is currently on the stack to process found format parameters
- `printf("%s%s%s%s")` likely crashes your program
- `printf("%x%x%x%x")` dumps parts of the stack
- `%n` will **write** to an address found on the stack
- See course readings for more

# Call stack

```
int main(int argc, char* argv){

 int a = 0, b = 0;
 char input[10];

 ...
 function(a, b, input);
 b = a + 1;
}
```



# Format string vulnerabilities

- What makes ANSI C conversion functions (like printf, fprintf) special?

```
int a = 0, b = 1;
printf("Message with no arguments");
printf("Message with 1 argument %d", a);
printf("Message with 2 arguments %d, %d", a, b);
```

- It takes **a variable number of arguments**, one of them is the “format string”

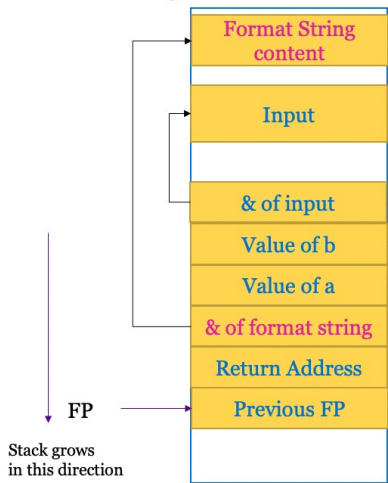
# Format string vulnerabilities

- Definition of printf

```
int printf (const char * format, ...);
```

**format:** C string. It can contain embedded format specifiers that are replaced by values [specified in the additional arguments]

# Format string vulnerabilities



```
#include <stdio.h>

int main()
{
 int a = 0, b = 1,
 char input[] = "CS 468";

 printf("a = %d, b = %d, input = %s\n", a, b, input);
}
```

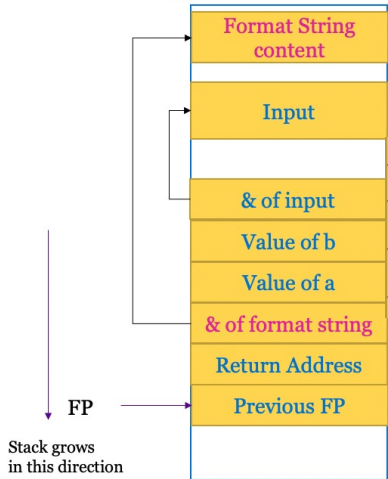


# Format string vulnerabilities

```
#include <stdio.h>

int main()
{
 int a = 0, b = 1,
 char input[] = "CS 468";

 printf("a = %d, b = %d, input = %s\n", a, b, input);
}
```



**Format String pointer**  
**Format String pointer**  
**Format String pointer**  
**Format String pointer**

stdout= "a = 0, b = 1, input = CS 468"

# Format string vulnerabilities

- Common format specifiers

Parameters	Output	Passed as
%%	% character (literal)	Reference
%p	External representation of a pointer to void	Reference
%d	Decimal	Value
%c	Character	
%u	Unsigned decimal	Value
%x	Hexadecimal	Value
%s	String	Reference
%n	Writes the number of characters into a pointer	Reference

# Format string vulnerabilities

- Definition of printf

```
int printf (const char * format, ...);
```

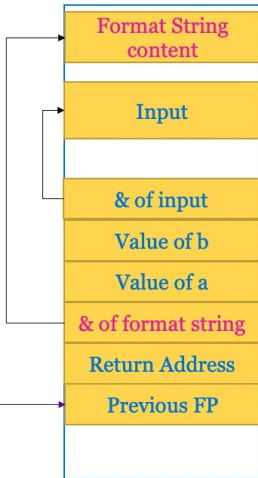
- **What could go wrong?**
  - What if there is an inconsistency between number of arguments and format specifiers?

# Format string vulnerabilities

```
#include <stdio.h>

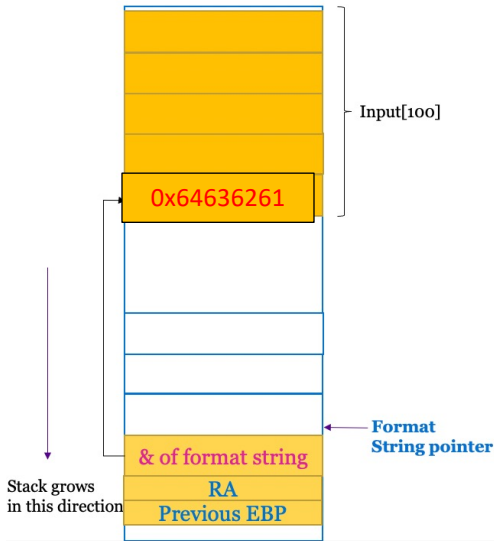
int main()
{
 int a = 0, b = 1, d = 3;
 char input[] = "CS 468";

 printf("a = %d, b = %d, input = %s, %d \n", a, b, input);
}
```



print content in this location

# Format string vulnerabilities



```
#define PIN 0x44
#define PIN1 0x33

int main(int argc, char *argv[])
{
 char input[100];
 int *pin;

 pin = (int *) malloc(2* sizeof (int));
 pin[0] = PIN;
 pin[1] = PIN1;

 printf("Please enter a string \n");
 scanf("%s", input);

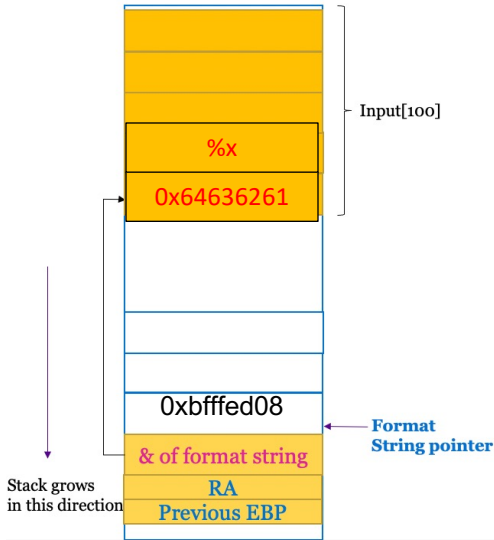
 printf(input);
 printf("\n");

 return 0;
}
```

input = "abcd"

printf output = "abcd"

# Format string vulnerabilities



```
#define PIN 0x44
#define PIN1 0x33

int main(int argc, char *argv[])
{
 char input[100];
 int *pin;

 pin = (int *) malloc(2* sizeof (int));
 pin[0] = PIN;
 pin[1] = PIN1;

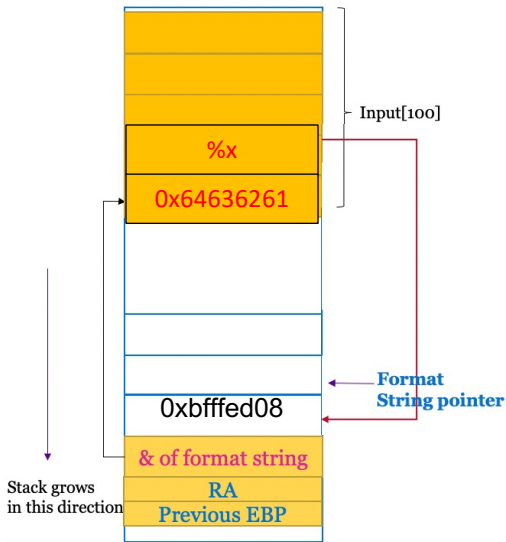
 printf("Please enter a string \n");
 scanf("%s", input);

 printf(input);
 printf("\n");

 return 0;
}
```

input = "abcd%x"

# Format string vulnerabilities



```
#define PIN 0x44
#define PIN1 0x33

int main(int argc, char *argv[])
{
 char input[100];
 int *pin;

 pin = (int *) malloc(2* sizeof (int));
 pin[0] = PIN;
 pin[1] = PIN1;

 printf("Please enter a string \n");
 scanf("%s", input);

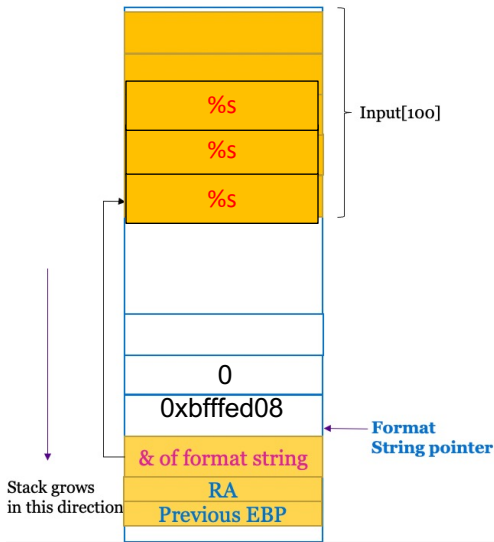
 printf(input);
 printf("\n");

 return 0;
}
```

input = "abcd%x"

printf output = "abcd**bfed08**"

# Format string vulnerabilities



```
#define PIN 0x44
#define PIN1 0x33

int main(int argc, char *argv[])
{
 char input[100];
 int *pin;

 pin = (int *) malloc(2* sizeof (int));
 pin[0] = PIN;
 pin[1] = PIN1;

 printf("Please enter a string \n");
 scanf("%s", input);

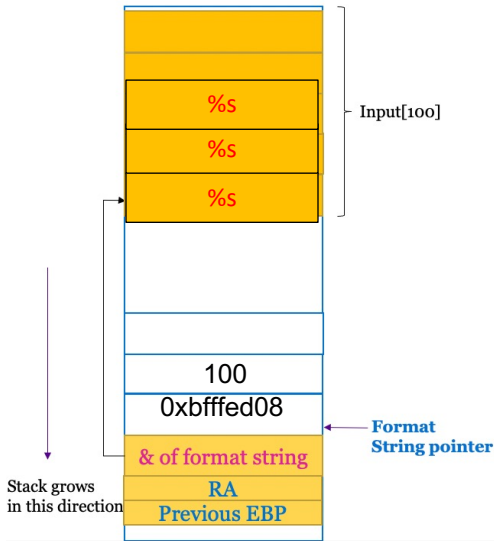
 printf(input);
 printf("\n");

 return 0;
}
```

`input = "%s%s%s"`



# Format string vulnerabilities



```
#define PIN 0x44
#define PIN1 0x33

int main(int argc, char *argv[])
{
 char input[100];
 int *pin;

 pin = (int *) malloc(2* sizeof (int));
 pin[0] = PIN;
 pin[1] = PIN1;

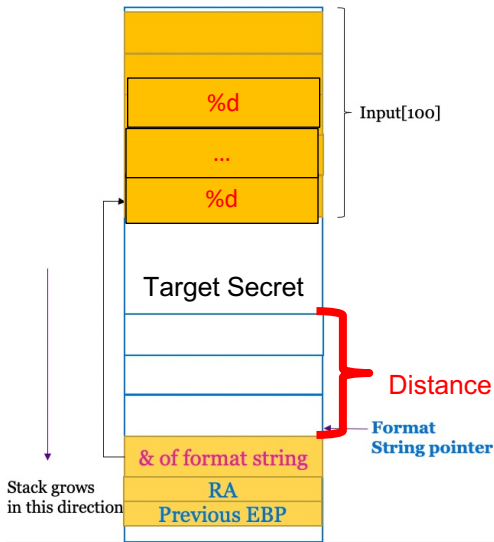
 printf("Please enter a string \n");
 scanf("%s", input);

 printf(input);
 printf("\n");

 return 0;
}
```

`input = "%s%s%s"`

# Format string vulnerabilities



```
#define PIN 0x44
#define PIN1 0x33

int main(int argc, char *argv[])
{
 char input[100];
 int *pin;

 pin = (int *) malloc(2* sizeof (int));
 pin[0] = PIN;
 pin[1] = PIN1;

 printf("Please enter a string \n");
 scanf("%s", input);

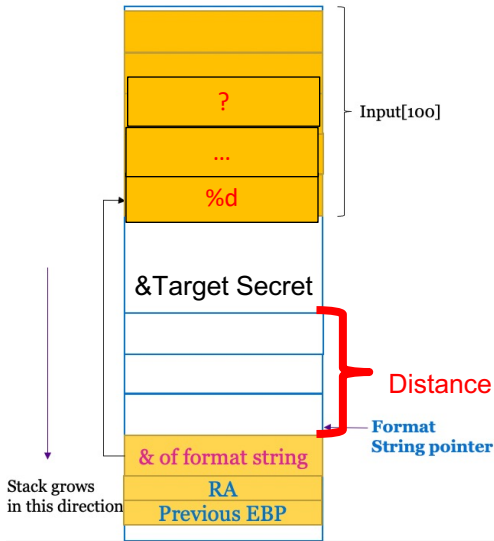
 printf(input);
 printf("\n");

 return 0;
}
```

Goal: read secret

Input: `%d...%d`

# Format string vulnerabilities



```
#define PIN 0x44
#define PIN1 0x33

int main(int argc, char *argv[])
{
 char input[100];
 int *pin;

 pin = (int *) malloc(2* sizeof (int));
 pin[0] = PIN;
 pin[1] = PIN1;

 printf("Please enter a string \n");
 scanf("%s", input);

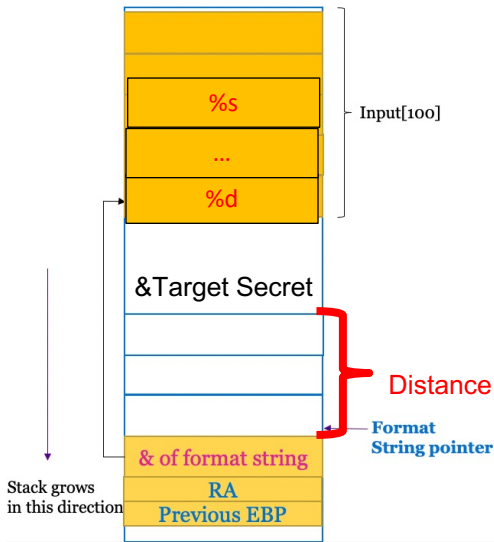
 printf(input);
 printf("\n");

 return 0;
}
```

Goal: read secret

Input: %d...%?

# Format string vulnerabilities



```
#define PIN 0x44
#define PIN1 0x33

int main(int argc, char *argv[])
{
 char input[100];
 int *pin;

 pin = (int *) malloc(2* sizeof (int));
 pin[0] = PIN;
 pin[1] = PIN1;

 printf("Please enter a string \n");
 scanf("%s", input);

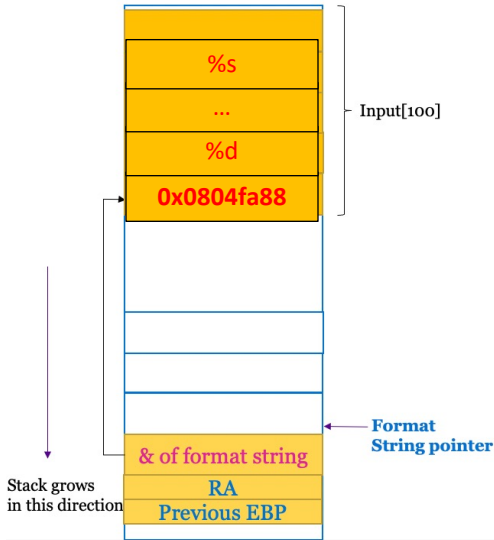
 printf(input);
 printf("\n");

 return 0;
}
```

Goal: read secret

Input: `%d...%s`

# Format string vulnerabilities



```
#define PIN 0x44
#define PIN1 0x33

int main(int argc, char *argv[])
{
 char input[100];
 int *pin;

 pin = malloc(2* sizeof (int));
 pin[0] = PIN;
 pin[1] = PIN1;

 printf("Please enter a string \n");
 scanf("%s", input);

 printf(input);
 printf("\n");

 return 0;
}
```

Goal: read pin[0]

Through Debugging:  
&pin is **0x0804fa88**

# TOCTTOU errors

- TOCTTOU (“TOCK-too”) errors
  - Time-Of-Check To Time-Of-Use
  - Also known as “race condition” errors
- These errors may occur when the following happens:
  - ① User requests the system to perform an action
  - ② The system verifies the user is allowed to perform the action
  - ③ The system performs the action
- What happens if the state of the system changes between steps 2 and 3?

## Example

- A particular Unix terminal program is setuid (runs with superuser privileges) so that it can allocate terminals to users (a privileged operation)
- It supports a command to write the contents of the terminal to a log file
- It first checks if the user has permissions to write to the requested file; if so, it opens the file for writing
- The attacker makes a symbolic link:  
`logfile -> file_she_owns`
- Between the “check” and the “open”, she changes it:  
`logfile -> /etc/passwd`

# TOCTTOU errors

- Root-owned setuid program

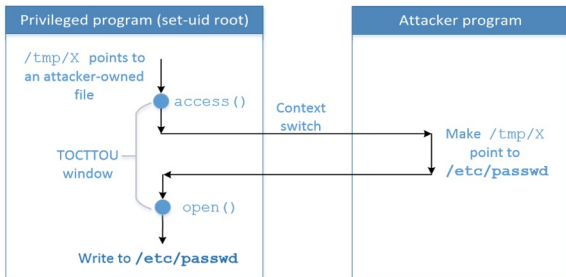
```
if (!access("/tmp/X", W_OK)) {
 /* the real user has the write permission*/
 f = open("/tmp/X", O_WRITE);
 write_to_file(f);
}
else {
 /* the real user does not have the write permission */
 fprintf(stderr, "Permission denied\n");
}
```

**Goal :** write to a protected file like `/etc/passwd`.



# TOCTTOU errors

```
if (!access("/tmp/X", W_OK)) {
 /* the real user has the write permission*/
 f = open("/tmp/X", O_WRITE);
 write_to_file(f);
}
else {
 /* the real user does not have the write permission */
 fprintf(stderr, "Permission denied\n");
}
```



# The problem

- **The state of the system changed** between the check for permission and the execution of the operation
- The file whose permissions were checked for writeability by the user (`file_she_owns`) wasn't the same file that was later written to (`/etc/passwd`)
  - Even though they had the same name (`/tmp/X`) at different points in time
- Q: Can the attacker really “win this race”?
- A: **Yes.**

# Defences against TOCTTOU errors

- When performing a privileged action on behalf of another party, make sure all information relevant to the access control decision is **constant** between the time of the check and the time of the action (“the race”)
  - Keep a private copy of the request itself so that the request can't be altered during the race
  - Where possible, act on the object itself, and not on some level of indirection
    - e.g. Make access control decisions based on filehandles, not filenames
  - If that's not possible, use locks to ensure the object is not changed during the race

# Module outline

- 1 Flaws, faults, and failures
- 2 Unintentional security flaws
- 3 Malicious code: Malware
- 4 Other malicious code
- 5 Nonmalicious flaws
- 6 Controls against security flaws in programs

# Malware

- Various forms of software written with malicious intent
- Common characteristic of all types of malware: needs to be executed in order to cause harm
- How might malware get executed?
  - User action
    - Downloading and running malicious software
    - Viewing a web page containing malicious code
    - Opening an executable email attachment
    - Inserting a CD/DVD or USB flash drive
  - Exploiting an existing fault in a system
    - Buffer overflows in network daemons
    - Buffer overflows in email clients or web browsers

# Types of malware

- Virus
  - Malicious code that adds itself to benign programs/files
  - Code for spreading + code for actual attack
  - **Usually** activated by users
- Worms
  - Malicious code spreading with no or little user involvement

# Types of malware (2)

- Trojans
  - Malicious code hidden in seemingly innocent program that you download
- Logic Bombs
  - Malicious code hidden in programs already on your machine

# Viruses

- A **virus** is a particular kind of malware that infects other files
  - Traditionally, a virus could infect only executable programs
  - Nowadays, many data document formats can contain executable code (such as macros)
    - Many different types of files can be infected with viruses
- Typically, when the file is executed (or sometimes just opened), the virus activates, and tries to infect other files with copies of itself
- In this way, the virus can spread between files, or between computers



# Infection

- What does it mean to “infect” a file?
- The virus wants to modify an existing (non-malicious) program or document (the **host**) in such a way that executing or opening it will transfer control to the virus
  - The virus can do its “dirty work” and then transfer control back to the host
- For executable programs:
  - Typically, the virus will modify other programs and copy itself to the beginning of the targets’ program code
- For documents with macros:
  - The virus will edit other documents to add itself as a macro which starts automatically when the file is opened

# Infection

- In addition to infecting other files, a virus will often try to infect the computer itself
  - This way, every time the computer is booted, the virus is automatically activated
- It might put itself in the boot sector of the hard disk
- It might add itself to the list of programs the OS runs at boot time
- It might infect one or more of the programs the OS runs at boot time
- It might try many of these strategies
  - But it's still trying to evade detection!

# Spreading

- How do viruses spread between computers?
- Usually, when the user sends infected files (hopefully not knowing they're infected!) or compromised website links to his friends
- A virus usually requires some kind of user action in order to spread to another machine
  - If it can spread on its own (via email, for example), it's more likely to be a worm than a virus

# Payload

- In addition to trying to spread, what else might a virus try to do?
- Some viruses try to evade detection by disabling any active virus scanning software
- Most viruses have some sort of **payload**
- At some point, the payload of an infected machine will activate, and do something (usually bad)
  - Erase your hard drive, or make your data inaccessible
  - Subtly corrupt some of your spreadsheets
  - Install a keystroke logger to capture your online banking password
  - Start attacking a particular target website

# Spotting viruses

- When should we look for viruses?
  - As files are added to our computer
    - Via portable media
    - Via a network
  - From time to time, scan the entire state of the computer
    - To catch anything we might have missed on its way in
    - But of course, any damage the virus might have done may not be reversible
- How do we look for viruses?
  - Signature-based protection
  - Behaviour-based protection

# Signature-based protection

- Keep a list of all known viruses
- For each virus in the list, store some characteristic feature (the **signature**)
  - Most signature-based systems use features of the virus code itself
    - The infection code
    - The payload code
  - Can also try to identify other patterns characteristic of a particular virus
    - Where on the system it tries to hide itself
    - How it propagates from one place to another

# Polymorphism

- To try to evade signature-based virus scanners, some viruses are **polymorphic**
  - This means that instead of making perfect copies of itself every time it infects a new file or host, it makes a **modified** copy instead
  - This is often done by having most of the virus code encrypted
    - The virus starts with a decryption routine which decrypts the rest of the virus, which is then executed
    - When the virus spreads, it encrypts the new copy with a newly chosen random key
- How would you scan for polymorphic viruses?

# Behaviour-based protection

- Signature-based protection systems have a major limitation
  - You can only scan for viruses that are in the list!
  - But there are brand-new viruses identified **every day**
  - What can we do?
- Behaviour-based systems look for suspicious patterns of behaviour, rather than for specific code fragments
  - Some systems run suspicious code in a sandbox first



# False negatives and positives

- Any kind of test or scanner can have two types of errors:
  - False negatives: fail to identify a threat that is present
  - False positives: claim a threat is present when it is not
- Which is worse?
- How do you think signature-based and behaviour-based systems compare?

# Worms

- A **worm** is a self-contained piece of code that can replicate with little or no user involvement
- Worms often use security flaws in widely deployed software as a path to infection
- Typically:
  - A worm exploits a security flaw in some software on your computer, infecting it
  - The worm immediately starts searching for other computers (on your local network, or on the Internet generally) to infect
  - There may or may not be a payload that activates at a certain time, or by another trigger

# The Morris worm

- The first Internet worm, launched by a graduate student at Cornell in 1988
- Once infected, a machine would try to infect other machines in three ways:
  - Exploit a buffer overflow in the “finger” daemon
  - Use a back door left in the “sendmail” mail daemon
  - Try a “dictionary attack” against local users’ passwords. If successful, log in as them, and spread to other machines they can access without requiring a password
- All three of these attacks were well known!
- First example of buffer overflow exploit in the wild
- Thousands of systems were offline for several days

# The Code Red worm

- Launched in 2001
- Exploited a buffer overflow in Microsoft's IIS web server (for which a patch had been available for a month)
- An infected machine would:
  - Deface its home page
  - Launch attacks on other web servers (IIS or not)
  - Launch a denial-of-service attack on a handful of web sites, including [www.whitehouse.gov](http://www.whitehouse.gov)
  - Installed a back door to deter disinfection
- Infected 250,000 systems in nine hours

# Stuxnet

- Discovered in 2010
- Allegedly created by the US and Israeli intelligence agencies
- Allegedly targeted Iranian uranium enrichment program
- Targets Siemens SCADA systems installed on Windows. One application is the operation of centrifuges
- It tries to be very specific and uses many criteria to select which systems to attack after infection

# Stuxnet

- Very promiscuous: Used 4(!) different zero-day attacks to spread. Has to be installed manually (USB drive) for air-gapped systems.
- Very stealthy: Intercepts commands to SCADA system and hides its presence
- Very targeted: Detects if variable-frequency drives are installed, operating between 807–1210 Hz, and then subtly changes the frequencies so that distortion and vibrations occur resulting in broken centrifuges.

# IoT Malware

- Internet-of-Things (IoT): connected home, industry automation etc.
- Cheap commodity devices with Internet connectivity.
- Dismal security: lack of expertise, lack of resources (CPU, memory, etc.)
- e.g., Mirai (2016): Took out DNS provider Dyn, making many popular services unreachable.

# Trojan horses






# Trojan horses

- **Trojan horses** are programs which claim to do something innocuous (and usually do), but which also hide malicious behaviour

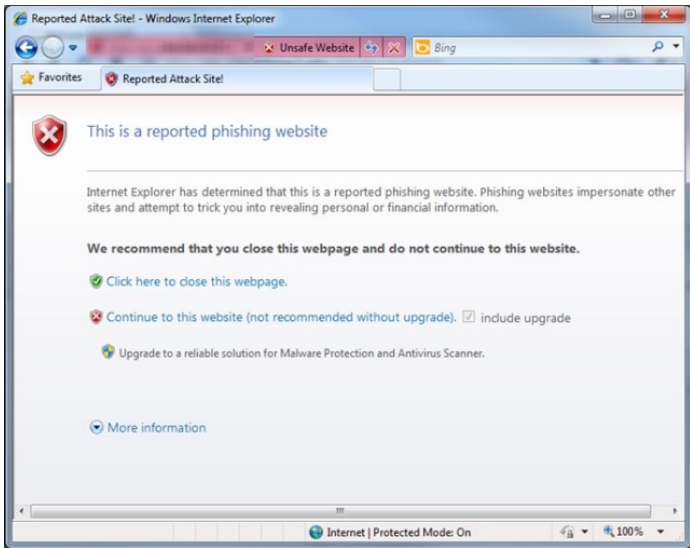
*You're surfing the Web and you see a button on the Web site saying, "Click here to see the dancing pigs." And you click on the Web site and then this window comes up saying, "Warning: this is an untrusted Java applet. It might damage your system. Do you want to continue? Yes/No." Well, the average computer user is going to pick dancing pigs over security any day. And we can't expect them not to. — Bruce Schneier*

# Dancing pig



# Trojan horses

- Gain control by getting the user to run code of the attacker's choice, usually by also providing some code the user **wants** to run
  - “PUP” (potentially unwanted programs) are an example
  - For scareware, the user might even pay the attacker to run the code
- The payload can be anything; sometimes the payload of a Trojan horse is itself a virus, for example
- Trojan horses usually do not themselves spread between computers; they rely on multiple users executing the “trojaned” software



[http://static.arstechnica.com/malware\\_warning\\_2010.png](http://static.arstechnica.com/malware_warning_2010.png)

# Ransomware

Wana Decrypt0r 2.0

Ooops, your files have been encrypted! English

**What Happened to My Computer?**  
Your important files are encrypted. Many of your documents, photos, videos, databases and other files are no longer accessible because they have been encrypted. Maybe you are busy looking for a way to recover your files, but do not waste your time. Nobody can recover your files without our decryption service.

**Can I Recover My Files?**  
Sure. We guarantee that you can recover all your files safely and easily. But you have not so enough time. You can decrypt some of your files for free. Try now by clicking <Decrypt>. But if you want to decrypt all your files, you need to pay. You only have 3 days to submit the payment. After that the price will be doubled. Also, if you don't pay in 7 days, you won't be able to recover your files forever. We will have free events for users who are so poor that they couldn't pay in 6 months.

**How Do I Pay?**  
Payment is accepted in Bitcoin only. For more information, click <About bitcoin>. Please check the current price of Bitcoin and buy some bitcoins. For more information, click <How to buy bitcoins>. And send the correct amount to the address specified in this window. After your payment, click <Check Payment>. Best time to check: 9:00am - 11:00am GMT from Monday to Friday.

**Payment will be raised on**  
5/16/2017 00:47:55  
Time Left  
02:23:57:37

**Your files will be lost on**  
5/20/2017 00:47:55  
Time Left  
06:23:57:37

[About bitcoin](#)  
[How to buy bitcoins?](#)  
[Contact Us](#)

**Send \$300 worth of bitcoin to this address:**  
12t9YDPgwueZ9NyMgw519p7AA8isjr6SMw Copy

Check Payment Decrypt

[/en.wikipedia.org/wiki/WannaCry\\_ransomware\\_attack#/media/File:Wana\\_Decrypt0r\\_screensh](https://en.wikipedia.org/wiki/WannaCry_ransomware_attack#/media/File:Wana_Decrypt0r_screensh)

# Ransomware

- Demands ransom to return some hostage resource to the victim
- CryptoLocker in 2013:
  - Spread with spoofed e-mail attachments from a botnet
  - Encrypted victim's hard drive
  - Demanded ransom for private key
  - Botnet taken down in 2014; estimated ransom collected between \$3 million to \$30 million
- Could also be scareware

# WannaCry

- Launched in May 2017, ransomware
- Infected 230,000 computers, including many of the British National Health Service
- Exploits a Windows SMB vulnerability originally discovered by the NSA
- NSA kept it secret (and exploited it)
- The “Shadow Brokers” leaked it (and others) in April 2017
- Microsoft had released a patch after being alerted by NSA but many systems remained unpatched
- Emergency patch for Windows XP and 8 in May 2017

# Logic bombs

- A **logic bomb** is malicious code hiding in the software **already on your computer**, waiting for a certain trigger to “go off” (execute its payload)
- Logic bombs are usually written by “insiders”, and are meant to be triggered sometime in the future
  - After the insider leaves the company
- The payload of a logic bomb is usually pretty dire
  - Erase your data
  - Corrupt your data
  - Encrypt your data, and ask you to send money to some offshore bank account in order to get the decryption key!



# Logic bombs

- What is the trigger?
- Usually something the insider can affect once he is no longer an insider
  - Trigger when this particular account gets three deposits of equal value in one day
  - Trigger when a special sequence of numbers is entered on the keypad of an ATM
  - Just trigger at a certain time in the future (called a “time bomb”)

# Spotting Trojan horses and logic bombs

- Spotting Trojan horses and logic bombs is extremely tricky. Why?

# Spotting Trojan horses and logic bombs

- Spotting Trojan horses and logic bombs is extremely tricky. Why?
- The user is **intentionally** running the code!
  - Trojan horses: the user clicked “yes, I want to see the dancing pigs”
  - Logic bombs: the code is just (a hidden) part of the software already installed on the computer
- Don't run code from untrusted sources?
- Better: prevent the payload from doing bad things
  - More on this later

# Module outline

- 1 Flaws, faults, and failures
- 2 Unintentional security flaws
- 3 Malicious code: Malware
- 4 Other malicious code
- 5 Nonmalicious flaws
- 6 Controls against security flaws in programs

# Other malicious code

- Web bugs (beacon)
- Back doors
- Salami attacks
- Privilege escalation
- Rootkits
- Keystroke logging
- Interface illusions

# Web bugs

- A **web bug** is an object (usually a 1x1 pixel transparent image) embedded in a web page, which is fetched from a different server from the one that served the web page itself.
- Information about you can be sent to third parties (often advertisers) without your knowledge or consent
  - IP address
  - Contents of cookies (to link cookies across web sites)
  - Any personal info the site has about you

# Web bug example

- On the [quicken.intuit.com](http://quicken.intuit.com) home page:
  - `<IMG WIDTH="1" HEIGHT="1" src="http://app.insightgrit.com/1/nat?id=79152388778&ref=http://www.eff.org/Privacy/Marketing/web_bug.html&z=668951&purl=http://quicken.intuit.com/">`
- What information can you see being sent to [insightgrit.com](http://insightgrit.com)?

# “Malicious code”?

- Why do we consider web bugs “malicious code”?
- This is an issue of privacy more than of security
- The web bug instructs your browser to behave in a way contrary to the principle of informational self-determination
  - Much in the same way that a buffer overflow attack would instruct your browser to behave in a way contrary to the security policy



# Leakage of your identity

- With the help of cookies, an advertiser can learn what websites a person is interested in
- But the advertiser cannot learn person's identity
- ... unless the advertiser can place ads on a social networking site
- Content of HTTP request for Facebook ad:

GET [pathname of ad]

Host: ad.doubleclick.net

Referer: [http://www.facebook.com/  
profile.php?id=123456789&ref=name](http://www.facebook.com/profile.php?id=123456789&ref=name)

Cookie: id=2015bdfb9ec...

# Leakage of your identity

- With the help of cookies, an advertiser can learn what websites a person is interested in
- But the advertiser cannot learn person's identity
- ... unless the advertiser can place ads on a social networking site
- Content of HTTP request for Facebook ad:

GET [pathname of ad]

Host: ad.doubleclick.net

Referer: [http://www.facebook.com/  
profile.php?id=123456789&ref=name](http://www.facebook.com/profile.php?id=123456789&ref=name)

Cookie: id=2015bdfb9ec...

# Back doors

- A **back door** (also called a **trapdoor**) is a set of instructions designed to bypass the normal authentication mechanism and allow access to the system to anyone who knows the back door exists

# Back doors

- A **back door** (also called a **trapdoor**) is a set of instructions designed to bypass the normal authentication mechanism and allow access to the system to anyone who knows the back door exists
  - Sometimes these are useful for debugging the system, but **don't forget to take them out before you ship!**

# Back doors

- Interesting example:  
Backdoor in D-Link routers

```
xmlset_roodkcableoj28840ybtide
```

- Fanciful examples:
  - “Reflections on Trusting Trust” (mandatory reading)
  - “WarGames”

# Examples of back doors

- Real examples:
  - Debugging back door left in sendmail
  - Back door planted by Code Red worm
  - Port knocking
    - The system listens for connection attempts to a certain pattern of (closed) ports. All those connection attempts will fail, but if the right pattern is there, the system will open, for example, a port with a root shell attached to it.
  - Attempted hack to Linux kernel source code
    - ```
if ((options == (_WCLONE|_WALL)) &&  
    (current->uid = 0))  
    retval = -EINVAL;
```

Sources of back doors

- Forget to remove them
- Intentionally leave them in for testing purposes
- Intentionally leave them in for maintenance purposes
 - Field service technicians
- Intentionally leave them in for legal reasons
 - “Lawful Access”
- Intentionally leave them in for malicious purposes
 - Note that malicious users can use back doors left in for non-malicious purposes, too!

Salami attacks

- A **salami attack** is an attack that is made up of many smaller, often considered inconsequential, attacks
- Classic example: send the fractions of cents of round-off error from many accounts to a single account owned by the attacker
- More commonly:
 - Credit card thieves make very small charges to very many cards
 - Clerks slightly overcharge customers for merchandise
 - Gas pumps misreport the amount of gas dispensed

Privilege escalation

- Most systems have the concept of differing levels of privilege for different users
 - Web sites: everyone can read, only a few can edit
 - Unix: you can write to files in your home directory, but not in /usr/bin
 - Mailing list software: only the list owner can perform certain tasks
- A **privilege escalation** is an attack which raises the privilege level of the attacker (beyond that to which he would ordinarily be entitled)

Sources of privilege escalation

- A privilege escalation flaw often occurs when a part of the system that **legitimately** runs with higher privilege can be tricked into executing commands (with that higher privilege) on behalf of the attacker
 - Buffer overflows in setuid programs or network daemons
 - Component substitution
- Also: the attacker might trick the system into thinking he is in fact a legitimate (higher-privileged) user

Sources of privilege escalation

- The attacker might trick the system into thinking he is in fact a legitimate (higher-privileged) user
 - Example:

telnet <host>

telnet -l user <host>

Sources of privilege escalation

- The attacker might trick the system into thinking he is in fact a legitimate (higher-privileged) user
 - Example:

telnet <host>

telnet -I user <host>  login <user>

Sources of privilege escalation

- The attacker might trick the system into thinking he is in fact a legitimate (higher-privileged) user
 - Example:

telnet <host>

telnet -l user <host>  login <user>

telnet -l "-fbin" <host>  login -fbin

Rootkits

- A **rootkit** is a tool often used by “script kiddies”
- It has two main parts:
 - A method for gaining unauthorized root / administrator privileges on a machine (either starting with a local unprivileged account, or possibly remotely)
 - This method usually exploits some known flaw in the system that the owner has failed to correct
 - It often leaves behind a back door so that the attacker can get back in later, even if the flaw is corrected
 - A way to hide its own existence
 - “Stealth” capabilities
 - Sometimes just this stealth part is called the rootkit

Stealth capabilities

- How do rootkits hide their existence?
 - Clean up any log messages that might have been created by the exploit
 - Modify commands like `ls` and `ps` so that they don't report files and processes belonging to the rootkit
 - Alternately, modify the **kernel** so that no user program will ever learn about those files and processes!

Example: Sony XCP

- Mark Russinovich was developing a rootkit scanner for Windows
- When he was testing it, he discovered his machine already had a rootkit on it!
- The source of the rootkit turned out to be Sony audio CDs equipped with XCP “copy protection”
- When you insert such an audio CD into your computer, it contains an `autorun.exe` file which automatically executes
- `autorun.exe` installs the rootkit

Example: Sony XCP

- The “primary” purpose of the rootkit was to modify the CD driver in Windows so that any process that tried to read the contents of an XCP-protected CD into memory would get garbled output
- The “secondary” purpose was to make itself hard to find and uninstall
 - Hid all files and processes whose names started with `sys`
- After people complained, Sony eventually released an uninstaller
 - But running the uninstaller left a back door on your system!

Keystroke logging

- Almost all of the information flow from you (the user) to your computer (or beyond, to the Internet) is via the keyboard
 - A little bit from the mouse, a bit from devices like USB keys
- An attacker might install a **keyboard logger** on your computer to keep a record of:
 - All email / IM you send
 - All passwords you type
- This data can then be accessed locally, or it might be sent to a remote machine over the Internet

Who installs keyboard loggers?

- Some keyboard loggers are installed by malware
 - Capture passwords, especially banking passwords
 - Send the information to the remote attacker
- Others are installed by one family member to spy on another
 - Spying on children
 - Spying on spouses
 - Spying on boy/girlfriends

Kinds of keyboard loggers

- Application-specific loggers:
 - Record only those keystrokes associated with a particular application, such as an IM client
- System keyboard loggers:
 - Record all keystrokes that are pressed (maybe only for one particular target user)
- Hardware keyboard loggers:
 - A small piece of hardware that sits between the keyboard and the computer
 - Works with any OS
 - Completely undetectable in software

Interface illusions

- You use user interfaces to control your computer all the time
- For example, you drag on a scroll bar to see offscreen portions of a document
- But what if that scrollbar isn't really a scrollbar?
- What if dragging on that “scrollbar” really dragged a program (from a malicious website) into your “Startup” folder (in addition to scrolling the document)?
 - This really happened

Interface Illusion by Conficker worm



Interface illusions

- We expect our computer to behave in certain ways when we interact with “standard” user interface elements.
- But often, malicious code can make “nonstandard” user interface elements in order to trick us!
- We think we’re doing one thing, but we’re really doing another
- How might you defend against this?

Phishing

- **Phishing** is an example of an interface illusion
- It looks like you're visiting Paypal's website, but you're really not.
 - If you type in your password, you've just given it to an attacker
- Advanced phishers can make websites that look every bit like the real thing
 - Even if you carefully check the address bar, or even the SSL certificate!

Phishing Detection

- Unusual email/URL
 - Especially if similar to known URL/email
 - Email that elicits a strong emotional response and requests fast action on your part
- Attachments with uncommon names
- Typos, unusual wording
- No https (not a guarantee)

Man-in-the-middle attacks

- Keyboard logging, interface illusions, and phishing are examples of **man-in-the-middle attacks**
- The website/program/system you're communicating with isn't the one you **think** you're communicating with
- A man-in-the-middle intercepts the communication from the user, and then passes it on to the intended other party
 - That way, the user thinks nothing is wrong, because his password works, he sees his account balances, etc.

Man-in-the-middle attacks

- But not only is the man-in-the-middle able to see (and record) everything you're doing, and can capture passwords, but once you've authenticated to your bank (for example), the man-in-the-middle can **hijack** your session to insert malicious commands
 - Make a \$700 payment to attacker@evil.com
- You won't even see it happen on your screen, and if the man-in-the-middle is clever enough, he can edit the results (bank balances, etc.) being displayed to you so that there's no visible record (to you) that the transaction occurred
 - Stealthy, like a rootkit

Module outline

- 1 Flaws, faults, and failures
- 2 Unintentional security flaws
- 3 Malicious code: Malware
- 4 Other malicious code
- 5 Nonmalicious flaws
- 6 Controls against security flaws in programs

Covert channels

- An attacker creates a capability to transfer sensitive/unauthorized information through a channel that is not supposed to transmit that information.
- What information can/cannot be transmitted through a channel may be determined by a policy/guidelines/physical limitations, etc.

Covert channels

- Assume that Eve can arrange for malicious code to be running on Alice's machine
 - But Alice closely watches all Internet traffic from her computer
 - Better, she doesn't connect her computer to the Internet at all!
- Suppose Alice publishes a weekly report summarizing some (nonsensitive) statistics

Covert channels

- Assume that Eve can arrange for malicious code to be running on Alice's machine
 - But Alice closely watches all Internet traffic from her computer
 - Better, she doesn't connect her computer to the Internet at all!
- Suppose Alice publishes a weekly report summarizing some (nonsensitive) statistics
- Eve can "hide" the sensitive data in that report!
 - Modifications to spacing, wording, or the statistics itself
 - This is called a **covert channel**

Side channels


- What if Eve can't get Trojaned software on Alice's computer in the first place?
- It turns out there are some very powerful attacks called **side channel** attacks
 - Eve watches how Alice's computer behaves when processing the sensitive data
 - Eve usually has to be somewhere in the physical vicinity of Alice's computer to pull this off
 - But not always!

Examples of side channels

- Reflections
- Cache-timing channels

Reflections: Scenario

- Alice types her password on a device in a public place
- Alice hides her screen
- But there is a reflecting surface close by



Reflections

- Eve uses a camera and a telescope
- Off-the-shelf: less than CA\$2,000
- Photograph reflection of screen through telescope
- Reconstruct original image
- Distance: 10–30 m
- Depends on equipment and type of reflecting surface

Reflections: Defense



Cache timing side channels

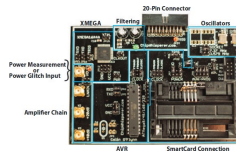
- Modern processor architectures use caches to speed up memory access
 - Main memory access is slow. Cache access is faster.
 - Caches are micro-architectural objects, not architectural: programs typically unaware of caches.
 - Caches are shared: by timing cache access, a process can learn information about data used by another.
- Other micro-architectural features like speculative and out-of-order execution can be exploited to leak information via caches.
 - Spectre and Meltdown attacks (2017):
<https://meltdownattack.com/>

Cache timing side channels

- Modern processor architectures use caches to speed up memory access
 - Main memory access is slow. Cache access is faster.
 - Caches are micro-architectural objects, not architectural: programs typically unaware of caches.
 - Caches are shared: by timing cache access, a process can learn information about data used by another.
- Other micro-architectural features like speculative and out-of-order execution can be exploited to leak information via caches.
 - Spectre and Meltdown attacks (2017):
<https://meltdownattack.com/>

Other potential attack vectors

- Bandwidth consumption
- Timing computations
- Electromagnetic emission
- Sound emissions
- Power consumption
- Differential power analysis
- Differential fault analysis



Module outline

- 1 Flaws, faults, and failures
- 2 Unintentional security flaws
- 3 Malicious code: Malware
- 4 Other malicious code
- 5 Nonmalicious flaws
- 6 Controls against security flaws in programs

The picture so far

- We've looked at a large number of ways an attacker can compromise program security
 - Exploit unintentional flaws
 - Introduce malicious code, including malware
 - Exploit intentional, but nonmalicious, behaviour of the system
- The picture looks pretty bleak
- Our job is to control these threats
 - It's a tough job

Software lifecycle

- Software goes through several stages in its lifecycle:
 - Specification
 - Design
 - Implementation
 - Change management
 - Code review
 - Testing
 - Documentation
 - Maintenance
- At which stage should security controls be considered?

Security controls—Design

- How can we design programs so that they're less likely to have security flaws?
- Modularity
- Encapsulation
- Information hiding
- Mutual suspicion
- Confinement

Modularity

- Break the problem into a number of small pieces (“modules”), each responsible for a single subtask

Modularity

- Break the problem into a number of small pieces (“modules”), each responsible for a single subtask
- The complexity of each piece will be smaller, so each piece will be far easier to check for flaws, test, maintain, reuse, etc.
- Modules should have low **coupling**
 - A coupling is any time one module interacts with another module
 - High coupling is a common cause of unexpected behaviours in a program

Encapsulation

- Have the modules be mostly self-contained, sharing information only as necessary
- This helps reduce coupling
- The developer of one module should not need to know how a different module is implemented
 - She should only need to know about the published interfaces to the other module (the API)

Information hiding

- The internals of one module should not be visible to other modules
- This is a stronger statement than encapsulation: the implementation and internal state of one module should be **hidden** from developers of other modules
- Why is information hiding important?

Information hiding

- The internals of one module should not be visible to other modules
- This is a stronger statement than encapsulation: the implementation and internal state of one module should be **hidden** from developers of other modules
- This prevents accidental reliance on behaviours not promised in the API

Information Hiding

version#1

// Delete wifi connections

```
void deleteWifiConnections(int type)
{
    connectionManager.deleteConnection(type);
}
```

version#2

// Delete wifi connections

```
void deleteWifiConnections(int type)
{
    if (type != 1) return;
    connectionManager.deleteConnection(type);
}
```

Information hiding

- The internals of one module should not be visible to other modules
- This is a stronger statement than encapsulation: the implementation and internal state of one module should be **hidden** from developers of other modules
- This prevents accidental reliance on behaviours not promised in the API
- It also hinders some kinds of malicious actions by the developers themselves!

Information Hiding

Location Service

```
coordinates getLocation(...)
{
    if( caller.hasPermission("ACCESS_FINE_LOCATION")
        || caller.hasPermission("ACCESS_COARSE_LOCATION")
        || caller.name.startsWith("Samsung.pck"))
    {
        return this.currentCoordinates;
    }
    else
        // throw Security Exception
}
```

Mutual suspicion

- It's a good idea for modules to check that their inputs are sensible before acting on them
- Especially if those inputs are received from untrusted sources
 - Where have we seen this idea before?
- But also as a defence against flaws in, or malicious behaviour on the part of, other modules
 - Corrupt data in one module should be prevented from corrupting other modules

Confinement

- Similarly, if Module A needs to call a potentially untrustworthy Module B, it can **confine** it (also known as **sandboxing**)
 - Module B is run in a limited environment that only has access to the resources it absolutely needs
- This is especially useful if Module B is code downloaded from the Internet
- Suppose all untrusted code were run in this way
 - What would be the effect?

Security controls—Implementation

- When you're actually coding, what can you do to control security flaws?
- Don't use C (but this might not be an option)
- Static code analysis
- Hardware assistance
- Formal methods
- Genetic diversity
- Finally: learn more!

Static code analysis

- There are a number of software products available that will help you find security flaws in your code
 - These work for various languages, including C, C++, Java, Perl, PHP, Python
- They often look for things like buffer overflows, but some can also point out TOCTTOU and other flaws
- These tools are not perfect!
 - They're mostly meant to find suspicious things for you to look at more carefully
 - They also miss things, so they can't be your only line of defence

Hardware assistance

- ARM Pointer Authentication
<https://lwn.net/Articles/718888/>
- Hardware-assisted shadow stack
<https://lwn.net/Articles/758245/>
- Capabilities in hardware <https://www.cl.cam.ac.uk/research/security/ctsrd/cheri/>
- ...

Formal methods

- Instead of looking for suspicious code patterns, **formal methods** try to **prove** that the code does exactly what it's supposed to do
 - And you thought the proofs in your math classes were hard?
 - Unfortunately, we can show that this is impossible to do in general
 - But that doesn't mean we can't find large classes of useful programs where we can do these proofs in particular
- Usually, the programmer will have to “mark up” her code with assertions or other hints to the theorem proving program
 - This is time-consuming, but if you get a proof out, you can really believe it!

Genetic diversity

- The reason worms and viruses are able to propagate so quickly is that there are many, many machines running **the same vulnerable code**
 - The malware exploits this code
- If there are lots of different HTTP servers, for example, there's unlikely to be a common flaw
- This is the same problem as in agriculture
 - If everyone grows the same crop, they can all be wiped out by a single virus

Learn more about software security

- We barely scratched the surface in this course
- If you are thinking about becoming a software developer, get one of these books:
- “Building Secure Software - How to Avoid Security Problems the Right Way” by John Viega and Gary McGraw
- “Writing Secure Code (Second Edition)” by Michael Howard and David LeBlanc

Security controls—Change management

- Large software projects can have dozens or hundreds of people working on the code
- Even if the code's secure today, it may not be tomorrow!
- If a security flaw does leak into the code, where did it come from?
 - Not so much to assign blame as to figure out how the problem happened, and how to prevent it from happening again

Source code and configuration control

- Track all changes to either the source code or the configuration information (what features to enable, what version to build, etc.) in some kind of management system
- There are dozens of these; you've probably used at least a simple one before

Source code and configuration control

- Track all changes to either the source code or the configuration information (what features to enable, what version to build, etc.) in some kind of management system
- There are dozens of these; you've probably used at least a simple one before
 - CVS, Subversion, git, darcs, Perforce, Mercurial, Bitkeeper, ...
- Remember that attempted backdoor in the Linux source we talked about last time?
 - Bitkeeper noticed a change to the source repository that didn't match any valid checkin

Security controls—Code review

- Empirically, code review is the single most effective way to find faults once the code has been written
- The general idea is to have people other than the code author look at the code to try to find any flaws
- This is one of the benefits often touted for open-source software: anyone who wants to can look at the code
 - Given enough eyeballs, all bugs are shallow?

Security controls—Code review

- Empirically, code review is the single most effective way to find faults once the code has been written
- The general idea is to have people other than the code author look at the code to try to find any flaws
- This is one of the benefits often touted for open-source software: anyone who wants to can look at the code
 - But this doesn't mean people actually do!
 - Even open-source security vulnerabilities can sit undiscovered for years, in some cases

Kinds of code review

- There are a number of different ways code review can be done
- The most common way is for the reviewers to just be given the code
 - They look it over, and try to spot problems that the author missed
 - This is the open-source model

Guided code reviews

- More useful is a guided walk-through
 - The author explains the code to the reviewers
 - Justifies why it was done this way instead of that way
 - This is especially useful for **changes** to code
 - Why each change was made
 - What effects it might have on other parts of the system
 - What testing needs to be done
- Important for safety-critical systems!

“Easter egg” code reviews

- One problem with code reviews (especially unguided ones) is that the reviewers may start to believe there's nothing there to be found
 - After pages and pages of reading without finding flaws (or after some number have been found and corrected), you really just want to say it's fine
- A clever variant: the author **inserts intentional flaws** into the code
 - The reviewers now know there **are** flaws
 - The theory is that they'll look harder, and are more likely to find the **unintentional** flaws
 - It also makes it a bit of a game

Security controls—Testing

- The goal of testing is to make sure the implementation meets the specification
- But remember that in security, the specification includes “and nothing else”
 - How do you test for that?!
- Two main strategies:
 - Try to make the program do unspecified things just by doing unusual (or attacker-like) things to it
 - Try to make the program do unspecified things by taking into account the design and the implementation

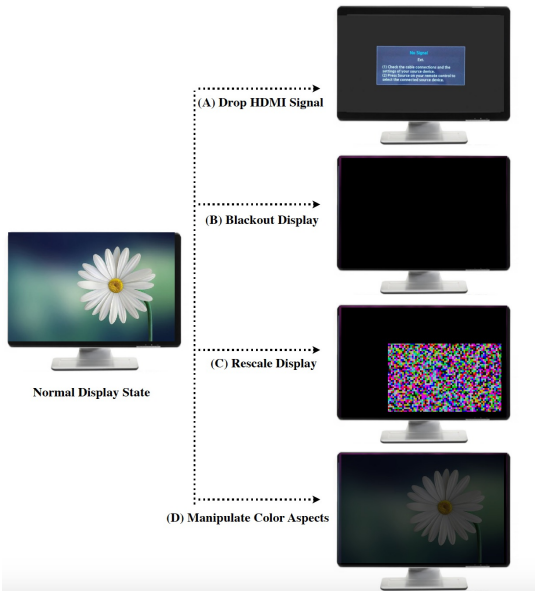
Black-box testing

- A test where you just have access to a completed object is a **black-box** test
 - This object might be a single function, a module, a program, or a complete system, depending on at what stage the testing is being done
- What kinds of things can you do to such an object to try to get it to misbehave?
- `int sum(int inputs[], int length)`

Fuzz testing

- One easy thing you can do in a black-box test is called **fuzz testing**
- Supply completely random data to the object
 - As input in an API
 - As a data file
 - As data received from the network
 - As UI events
- This causes programs to crash surprisingly often!
 - These crashes are violations of Availability, but are often indications of an even more serious vulnerability

Fuzz Testing: Observing output



White-box testing

- If you're testing conformance to a specification by taking into account knowledge of the design and implementation, that's **white-box** testing
 - Also called **clear-box** testing
- Often tied in with code review, of course
- White-box testing is useful for **regression testing**
 - Make a comprehensive set of tests, and ensure the program passes them
 - When the next version of the program is being tested, run all these tests again

Security controls—Documentation

- How can we control security vulnerabilities through the use of documentation?
- Write down the choices you made
 - And why you made them
- Just as importantly, write down things you tried that **didn't work!**
 - Let future developers learn from your mistakes
- Make checklists of things to be careful of
 - Especially subtle and non-obvious security-related interactions of different components

Security controls—Documentation

```
/**
 * Used by device administration to set the maximum screen off timeout.
 *
 * This method must only be called by the device administration policy manager.
 */
@Override // Binder call
public void setMaximumScreenOffTimeoutFromDeviceAdmin(int timeMs) {
    final long ident = Binder.clearCallingIdentity();
    try {
        setMaximumScreenOffTimeoutFromDeviceAdminInternal(timeMs);
    } finally {
        Binder.restoreCallingIdentity(ident);
    }
}
```

They know the use of this method should be restricted but did not apply any security checks

Security controls—Documentation

```
@Override
public boolean havePassword(int userId) throws RemoteException {
    // Do we need a permissions check here?
    return new File(getLockPasswordFilename(userId)).length() > 0;
}

@Override
public boolean havePattern(int userId) throws RemoteException {
    // Do we need a permissions check here?
    return new File(getLockPatternFilename(userId)).length() > 0;
}
```

*Android framework developers lack knowledge
of security policies that should be enforced*

Security controls—Maintenance

- By the time the program is out in the field, one hopes that there are no more security flaws
 - But there probably are
- We've talked about ways to control flaws when modifying programs
 - Change management, code review, testing, documentation
- Is there something we can use to try to limit the number of flaws that make it out to the shipped product in the first place?

Standards, process, and audit

- Within an organization, have rules about how things are done at each stage of the software lifecycle
- These rules should incorporate the controls we've talked about earlier
- These are the organization's **standards**
- For example:
 - What design methodologies will you use?
 - What kind of implementation diversity?
 - Which change management system?
 - What kind of code review?
 - What kind of testing?

Standards, process, and audit

- Make formal **processes** specifying how each of these standards should be implemented
 - For example, if you want to do a guided code review, who explains the code to whom? In what kind of forum? How much detail?
- Have **audits**, where somebody (usually external to the organization) comes in and verifies that you're following your processes properly
- This doesn't guarantee flaw-free code, of course!

Recap

- Flaws, faults, and failures
- Unintentional security flaws
- Malicious code: Malware
- Other malicious code
- Nonmalicious flaws
- Controls against security flaws in programs

Recap

- Various controls applicable to each of the stages in the software development lifecycle
- To get the best chance of controlling all of the flaws:
 - Standards describing the controls to be used
 - Processes implementing the standards
 - Audits ensuring adherence to the processes